

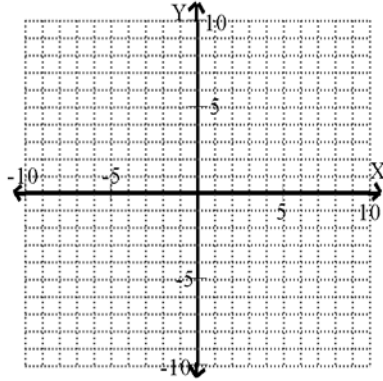
Graphing Linear Functions From a Table of Values examples #1

NAME: _____

Complete each table with ordered pairs that satisfy the given function. You must find four pairs that fit on the provided axes, and can only use integer values. Then plot the points and connect them with a line, marking arrows on each end.

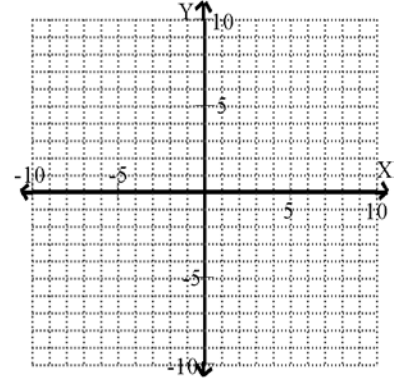
1. $y = 4x + 1$

x	y



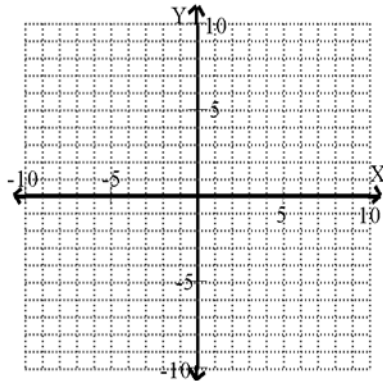
2. $y = -2x$

x	y



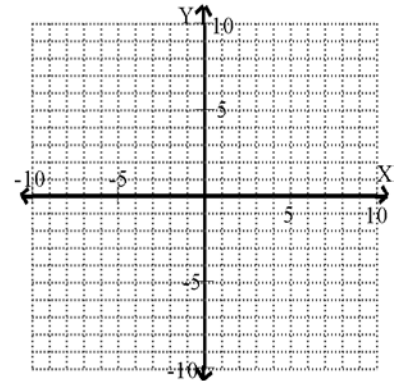
3. $y = -2$

x	y



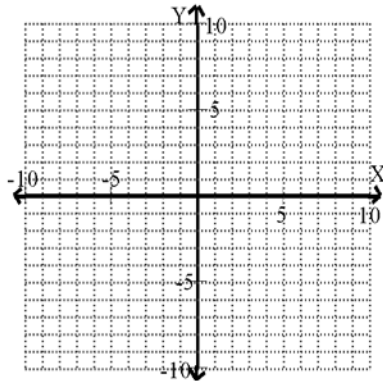
4. $y = \frac{x}{4} - 3$

x	y



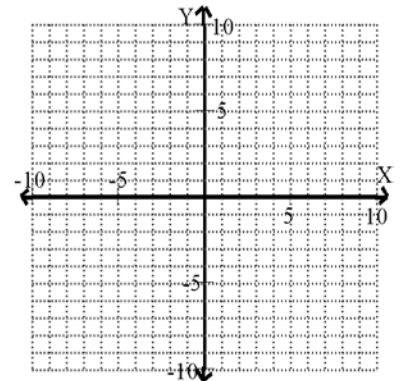
5. $y = \frac{5}{4}x$

x	y



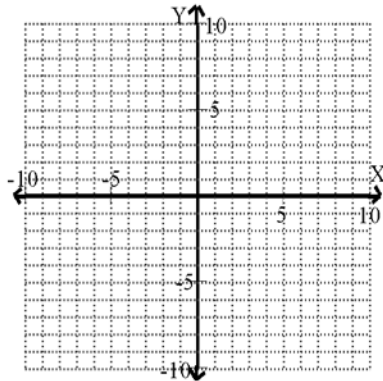
6. $y = -\frac{3}{5}x + 4$

x	y



7. $x = -4$

x	y



8. $y = x$

x	y

